



BUILDING INFORMATION	
FACILITY	Evergreen Valley HS
DATE	October 27, 2014
BUILDING	A and B
ROOF SQ FT	21,600

ROOF CONSTRUCTION										
ROOF AGE	2003	<input checked="" type="checkbox"/>	0-5 YEARS	<input type="checkbox"/>	5-10 YEARS	<input type="checkbox"/>	10-15 YEARS	<input type="checkbox"/>	15+ YEARS	<input type="checkbox"/>
DECK TYPE	METAL	<input checked="" type="checkbox"/>	PLYWOOD	<input type="checkbox"/>	PLANK	<input type="checkbox"/>	CONCRETE	<input type="checkbox"/>	LW CONCRETE	<input type="checkbox"/>
INSULATION	NONE	<input type="checkbox"/>	ISO	<input checked="" type="checkbox"/>	FIBER	<input type="checkbox"/>	PERLITE	<input type="checkbox"/>	STYRO	<input type="checkbox"/>
INSUL THICK	1 INCH	<input type="checkbox"/>	2 INCH	<input type="checkbox"/>	3 INCH PLUS	<input checked="" type="checkbox"/>	4 INCH	<input type="checkbox"/>	TAPERED	<input type="checkbox"/>
MEMBRANE	METAL SS	<input checked="" type="checkbox"/>	SINGLE PLY	<input type="checkbox"/>	BUR	<input checked="" type="checkbox"/>	MOD BIT	<input type="checkbox"/>	TWO SYSTEMS	<input checked="" type="checkbox"/>
MEM SURFACE	COATING	<input type="checkbox"/>	MS CAP	<input checked="" type="checkbox"/>	GRAVEL	<input type="checkbox"/>	SMOOTH	<input type="checkbox"/>	GRANULE	<input type="checkbox"/>
FLASHINGS	CAPSHEET	<input checked="" type="checkbox"/>	HYPALON	<input type="checkbox"/>		<input type="checkbox"/>		<input type="checkbox"/>		<input type="checkbox"/>
DRAINAGE	JOSAM	<input checked="" type="checkbox"/>	SCUPPERS	<input type="checkbox"/>	GUTTERS	<input checked="" type="checkbox"/>	OVER EDGE	<input type="checkbox"/>		<input type="checkbox"/>
SLOPE	SLIGHT	<input checked="" type="checkbox"/>	1:12	<input type="checkbox"/>	2:12	<input type="checkbox"/>	3:12	<input type="checkbox"/>	6:12	<input type="checkbox"/>

ROOF CONDITION - RATINGS (1-10) and RECOMMENDATIONS					#
FIELD	REPAIRS NEEDED	<input type="checkbox"/>		RATING	5
	RESEAL SEAMS	<input type="checkbox"/>	SOME RIDGING	SS RATING	8
	CLEAR ROOF OF DEBRIS	<input type="checkbox"/>	DECK REPAIR NEEDED		
	DECK REPAIR SUSPECTED	<input type="checkbox"/>	RESEAL/RPLACE FASTENERS		
	CRAZE CRACKING	<input checked="" type="checkbox"/>	BRITTLE MEMBRANE		
	EXCESSIVE WEAR	<input type="checkbox"/>	MEMBRANE FIBERS EXPOSED		
PITCH/POND	REPAIRS NEEDED	<input type="checkbox"/>		RATING	5
	FILL PONDING AREAS	<input type="checkbox"/>	FIX DECK DEFLECTION		
	SOME PONDING	<input checked="" type="checkbox"/>	EXCESSIVE PONDING		
		<input type="checkbox"/>			
FLASHING	REPAIRS NEEDED	<input type="checkbox"/>		RATING	5
	RESEAL/REPAIR ALL	<input type="checkbox"/>	RESEAL/REPAIR SELECT	SS RATING	8
	RESEAL/RECOAT AC DUCT	<input checked="" type="checkbox"/>	RESEAL/RECOAT WALL		
	RESEAL WALL FLASHING	<input type="checkbox"/>			
DRAINAGE	REPAIRS NEEDED	<input type="checkbox"/>		RATING	5
	ADD/ENHANCE CRICKETS	<input type="checkbox"/>	ADD/ENHANCE OVERFLOW		
	CLEAR DRAINS	<input type="checkbox"/>	ADD GUTTER		
	GUTTER REPAIR NEEDED	<input type="checkbox"/>	GUTTER COATING NEEDED		
PENETRATION	REPAIRS NEEDED	<input type="checkbox"/>		RATING	5
	RESEAL/REPAIR ALL	<input type="checkbox"/>	RESEAL/REPAIR SELECT		
	REPLACE SKYLIGHT	<input type="checkbox"/>	RAISE HEIGHT WHEN POSSIBLE		
		<input type="checkbox"/>			
ADDITIONAL	ACTION NEEDED	<input type="checkbox"/>			
	IMPROVE ROOF ACCESS	<input type="checkbox"/>	ADD EXTERNAL LADDER		
	REMOVE DEAD EQUIPMENT	<input type="checkbox"/>			
MAINTENANCE	KEEP DRAINS CLEAN	<input type="checkbox"/>	KEEP WATERWAYS CLEAN		
	SPOT REPAIR UNTIL REROOF	<input type="checkbox"/>	TRIM TREES		
	CLEAR ROOF OF DEBRIS	<input type="checkbox"/>	HVAC REPAIR NEEDED		
	HAZMAT SUSPECTED	<input type="checkbox"/>	KEEP SS GUTTERS CLEAR	<input checked="" type="checkbox"/>	
LEAKS	EVIDENCE OF LEAKS	<input type="checkbox"/>	YES	<input checked="" type="checkbox"/>	NO
				<input type="checkbox"/>	

ROOF CONDITION - OVERALL SYSTEM RATING	
VERY POOR	REPLACE OR COAT IMMEDIATELY - SPOT REPAIRS ONLY <input type="checkbox"/>
POOR	REPLACE OR COAT IN 1-2 YEARS - SPOT REPAIRS ONLY <input type="checkbox"/>
FAIR	REPLACE OR COAT IN 3-5 YEARS <input checked="" type="checkbox"/>
MARGINAL	REPLACE OR COAT IN 5-10 YEARS <input type="checkbox"/>
GOOD	REPLACE OR COAT IN 10-15 YEARS <input type="checkbox"/>
EXCELLENT	ONLY IF ROOF IS LESS THAN 5 YEARS OLD <input type="checkbox"/>

ADDITIONAL NOTES
 ROOF IS AGING NORMALLY WITH FIRST SIGNS OF RIDGING AND CRAZE CRACKING. MANAGE CLOSELY TO OBTAIN ANOTHER FIVE YEARS OF LIFE. RESEAL SELECT DUCTWORK IN THE NEXT YEAR OR TWO.

BUDGET ESTIMATES	
IMMEDIATE REPAIRS AS RECOMMENDED	\$0.00
YEARLY PREVENTIVE MAINTENANCE	\$1,500.00
ROOF RECOATING	\$466,000.00
ROOF REPLACEMENT	\$324,000.00

An aerial view of the building.



An overview photo from the roof level.



The photo below shows the metal roof in good shape.



The photo below shows some ducts need to be resealed soon.





BUILDING INFORMATION	
FACILITY	Evergreen Valley HS
DATE	October 27, 2014
BUILDING	C Library
ROOF SQ FT	2,100

ROOF CONSTRUCTION										
ROOF AGE	2003	<input checked="" type="checkbox"/>	0-5 YEARS	<input type="checkbox"/>	5-10 YEARS	<input type="checkbox"/>	10-15 YEARS	<input type="checkbox"/>	15+ YEARS	<input type="checkbox"/>
DECK TYPE	METAL	<input checked="" type="checkbox"/>	PLYWOOD	<input type="checkbox"/>	PLANK	<input type="checkbox"/>	CONCRETE	<input type="checkbox"/>	LW CONCRETE	<input type="checkbox"/>
INSULATION	NONE	<input type="checkbox"/>	ISO	<input checked="" type="checkbox"/>	FIBER	<input type="checkbox"/>	PERLITE	<input type="checkbox"/>	STYRO	<input type="checkbox"/>
INSUL THICK	1 INCH	<input type="checkbox"/>	2 INCH	<input type="checkbox"/>	3 INCH PLUS	<input checked="" type="checkbox"/>	4 INCH	<input type="checkbox"/>	TAPERED	<input type="checkbox"/>
MEMBRANE	METAL SS	<input checked="" type="checkbox"/>	SINGLE PLY	<input type="checkbox"/>	BUR	<input checked="" type="checkbox"/>	MOD BIT	<input type="checkbox"/>	TWO SYSTEMS	<input checked="" type="checkbox"/>
MEM SURFACE	COATING	<input type="checkbox"/>	MS CAP	<input checked="" type="checkbox"/>	GRAVEL	<input type="checkbox"/>	SMOOTH	<input type="checkbox"/>	GRANULE	<input type="checkbox"/>
FLASHINGS	CAPSHEET	<input checked="" type="checkbox"/>	HYPALON	<input type="checkbox"/>		<input type="checkbox"/>		<input type="checkbox"/>		<input type="checkbox"/>
DRAINAGE	JOSAM	<input checked="" type="checkbox"/>	SCUPPERS	<input type="checkbox"/>	GUTTERS	<input checked="" type="checkbox"/>	OVER EDGE	<input type="checkbox"/>		<input type="checkbox"/>
SLOPE	SLIGHT	<input checked="" type="checkbox"/>	1:12	<input type="checkbox"/>	2:12	<input type="checkbox"/>	3:12	<input type="checkbox"/>	6:12	<input type="checkbox"/>

ROOF CONDITION - RATINGS (1-10) and RECOMMENDATIONS				#		
FIELD	REPAIRS NEEDED	<input type="checkbox"/>		RATING	3	
	RESEAL SEAMS	<input type="checkbox"/>	DEEP RIDGING	<input checked="" type="checkbox"/>	SS RATING	8
	CLEAR ROOF OF DEBRIS	<input type="checkbox"/>	DECK REPAIR NEEDED	<input type="checkbox"/>		
	DECK REPAIR SUSPECTED	<input type="checkbox"/>	RESEAL/RPLACE FASTENERS	<input type="checkbox"/>		
	CRAZE CRACKING	<input checked="" type="checkbox"/>	BRITTLE MEMBRANE	<input checked="" type="checkbox"/>		
	EXCESSIVE WEAR	<input checked="" type="checkbox"/>	MEMBRANE FIBERS EXPOSED	<input type="checkbox"/>		
PITCH/POND	REPAIRS NEEDED	<input type="checkbox"/>		RATING	3	
	FILL PONDING AREAS	<input type="checkbox"/>	FIX DECK DEFLECTION	<input type="checkbox"/>		
	SOME PONDING	<input type="checkbox"/>	EXCESSIVE PONDING	<input checked="" type="checkbox"/>		
		<input type="checkbox"/>		<input type="checkbox"/>		
FLASHING	REPAIRS NEEDED	<input type="checkbox"/>		RATING	3	
	RESEAL/REPAIR ALL	<input type="checkbox"/>	RESEAL/REPAIR SELECT	<input type="checkbox"/>	SS RATING	8
	RESEAL/RECOAT AC DUCT	<input type="checkbox"/>	RESEAL/RECOAT WALL	<input type="checkbox"/>		
	RESEAL WALL FLASHING	<input type="checkbox"/>		<input type="checkbox"/>		
DRAINAGE	REPAIRS NEEDED	<input type="checkbox"/>		RATING	3	
	ADD/ENHANCE CRICKETS	<input type="checkbox"/>	ADD/ENHANCE OVERFLOW	<input type="checkbox"/>		
	CLEAR DRAINS	<input type="checkbox"/>	ADD GUTTER	<input type="checkbox"/>		
	GUTTER REPAIR NEEDED	<input type="checkbox"/>	GUTTER COATING NEEDED	<input type="checkbox"/>		
PENETRATION	REPAIRS NEEDED	<input type="checkbox"/>		RATING	4	
	RESEAL/REPAIR ALL	<input type="checkbox"/>	RESEAL/REPAIR SELECT	<input type="checkbox"/>		
	REPLACE SKYLIGHT	<input type="checkbox"/>	RAISE HEIGHT WHEN POSSIBLE	<input type="checkbox"/>		
		<input type="checkbox"/>		<input type="checkbox"/>		
ADDITIONAL	ACTION NEEDED	<input type="checkbox"/>				
	IMPROVE ROOF ACCESS	<input type="checkbox"/>	ADD EXTERNAL LADDER	<input type="checkbox"/>		
	REMOVE DEAD EQUIPMENT	<input type="checkbox"/>		<input type="checkbox"/>		
MAINTENANCE	KEEP DRAINS CLEAN	<input type="checkbox"/>	KEEP WATERWAYS CLEAN	<input type="checkbox"/>		
	SPOT REPAIR UNTIL REROOF	<input type="checkbox"/>	TRIM TREES	<input type="checkbox"/>		
	CLEAR ROOF OF DEBRIS	<input type="checkbox"/>	HVAC REPAIR NEEDED	<input type="checkbox"/>		
	HAZMAT SUSPECTED	<input type="checkbox"/>	KEEP SS GUTTERS CLEAR	<input checked="" type="checkbox"/>		
LEAKS	EVIDENCE OF LEAKS	<input type="checkbox"/>	YES	<input type="checkbox"/>	NO	<input checked="" type="checkbox"/>

ROOF CONDITION - OVERALL SYSTEM RATING	
VERY POOR	REPLACE OR COAT IMMEDIATELY - SPOT REPAIRS ONLY <input type="checkbox"/>
POOR	REPLACE OR COAT IN 1-2 YEARS - SPOT REPAIRS ONLY <input type="checkbox"/>
FAIR	REPLACE OR COAT IN 3-5 YEARS <input checked="" type="checkbox"/>
MARGINAL	REPLACE OR COAT IN 5-10 YEARS <input type="checkbox"/>
GOOD	REPLACE OR COAT IN 10-15 YEARS <input type="checkbox"/>
EXCELLENT	ONLY IF ROOF IS LESS THAN 5 YEARS OLD <input type="checkbox"/>

ADDITIONAL NOTES
 ROOF IS AGING POORLY WITH HEAVY CRAZE CRACKING ESPECIALLY ON ALL THE BASE FLASHINGS AND EXCESSIVE PONDING UNDER THE HVAC EQUIPMENT - WHICH ACCELERATES AGING. BUDGET TO REPLACE IN THREE YEARS.

BUDGET ESTIMATES	
IMMEDIATE REPAIRS AS RECOMMENDED	\$0.00
YEARLY PREVENTIVE MAINENANCE	\$1,500.00
ROOF RECOATING	\$110,000.00
ROOF REPLACEMENT	\$42,000.00

An aerial view of the building.



An overview photo from the roof level.



The photo below shows premature aging or wear on the base flashings.



The photo below shows excessive ponding which accelerates aging of the roof system.





BUILDING INFORMATION	
FACILITY	Evergreen Valley HS
DATE	October 27, 2014
BUILDING	E1 and E2
ROOF SQ FT	8,900

ROOF CONSTRUCTION										
ROOF AGE	2003	<input checked="" type="checkbox"/>	0-5 YEARS	<input type="checkbox"/>	5-10 YEARS	<input type="checkbox"/>	10-15 YEARS	<input type="checkbox"/>	15+ YEARS	<input type="checkbox"/>
DECK TYPE	METAL	<input checked="" type="checkbox"/>	PLYWOOD	<input type="checkbox"/>	PLANK	<input type="checkbox"/>	CONCRETE	<input type="checkbox"/>	LW CONCRETE	<input type="checkbox"/>
INSULATION	NONE	<input type="checkbox"/>	ISO	<input checked="" type="checkbox"/>	FIBER	<input type="checkbox"/>	PERLITE	<input type="checkbox"/>	STYRO	<input type="checkbox"/>
INSUL THICK	1 INCH	<input type="checkbox"/>	2 INCH	<input type="checkbox"/>	3 INCH PLUS	<input checked="" type="checkbox"/>	4 INCH	<input type="checkbox"/>	TAPERED	<input type="checkbox"/>
MEMBRANE	METAL SS	<input checked="" type="checkbox"/>	SINGLE PLY	<input type="checkbox"/>	BUR	<input checked="" type="checkbox"/>	MOD BIT	<input type="checkbox"/>	TWO SYSTEMS	<input checked="" type="checkbox"/>
MEM SURFACE	COATING	<input type="checkbox"/>	MS CAP	<input checked="" type="checkbox"/>	GRAVEL	<input type="checkbox"/>	SMOOTH	<input type="checkbox"/>	GRANULE	<input type="checkbox"/>
FLASHINGS	CAPSHEET	<input checked="" type="checkbox"/>	HYPALON	<input type="checkbox"/>		<input type="checkbox"/>		<input type="checkbox"/>		<input type="checkbox"/>
DRAINAGE	JOSAM	<input checked="" type="checkbox"/>	SCUPPERS	<input type="checkbox"/>	GUTTERS	<input checked="" type="checkbox"/>	OVER EDGE	<input type="checkbox"/>		<input type="checkbox"/>
SLOPE	SLIGHT	<input checked="" type="checkbox"/>	1:12	<input type="checkbox"/>	2:12	<input type="checkbox"/>	3:12	<input type="checkbox"/>	6:12	<input type="checkbox"/>

ROOF CONDITION - RATINGS (1-10) and RECOMMENDATIONS					#	
FIELD	REPAIRS NEEDED	<input type="checkbox"/>		RATING	5	
	RESEAL SEAMS	<input type="checkbox"/>	SOME RIDGING	<input checked="" type="checkbox"/>	SS RATING	8
	CLEAR ROOF OF DEBRIS	<input type="checkbox"/>	DECK REPAIR NEEDED	<input type="checkbox"/>		
	DECK REPAIR SUSPECTED	<input type="checkbox"/>	RESEAL/RPLACE FASTENERS	<input type="checkbox"/>		
	CRAZE CRACKING	<input checked="" type="checkbox"/>	BRITTLE MEMBRANE	<input type="checkbox"/>		
	EXCESSIVE WEAR	<input type="checkbox"/>	MEMBRANE FIBERS EXPOSED	<input type="checkbox"/>		
PITCH/POND	REPAIRS NEEDED	<input type="checkbox"/>		RATING	5	
	FILL PONDING AREAS	<input type="checkbox"/>	FIX DECK DEFLECTION	<input type="checkbox"/>		
	SOME PONDING	<input checked="" type="checkbox"/>	EXCESSIVE PONDING	<input type="checkbox"/>		
		<input type="checkbox"/>		<input type="checkbox"/>		
FLASHING	REPAIRS NEEDED	<input type="checkbox"/>		RATING	5	
	RESEAL/REPAIR ALL	<input type="checkbox"/>	RESEAL/REPAIR SELECT	<input type="checkbox"/>	SS RATING	8
	RESEAL/RECOAT AC DUCT	<input type="checkbox"/>	RESEAL/RECOAT WALL	<input type="checkbox"/>		
	RESEAL WALL FLASHING	<input type="checkbox"/>		<input type="checkbox"/>		
DRAINAGE	REPAIRS NEEDED	<input type="checkbox"/>		RATING	5	
	ADD/ENHANCE CRICKETS	<input type="checkbox"/>	ADD/ENHANCE OVERFLOW	<input type="checkbox"/>		
	CLEAR DRAINS	<input type="checkbox"/>	ADD GUTTER	<input type="checkbox"/>		
	GUTTER REPAIR NEEDED	<input type="checkbox"/>	GUTTER COATING NEEDED	<input type="checkbox"/>		
PENETRATION	REPAIRS NEEDED	<input type="checkbox"/>		RATING	5	
	RESEAL/REPAIR ALL	<input type="checkbox"/>	RESEAL/REPAIR SELECT	<input type="checkbox"/>		
	REPLACE SKYLIGHT	<input type="checkbox"/>	RAISE HEIGHT WHEN POSSIBLE	<input type="checkbox"/>		
		<input type="checkbox"/>		<input type="checkbox"/>		
ADDITIONAL	ACTION NEEDED	<input type="checkbox"/>				
	IMPROVE ROOF ACCESS	<input type="checkbox"/>	ADD EXTERNAL LADDER	<input type="checkbox"/>		
	REMOVE DEAD EQUIPMENT	<input type="checkbox"/>		<input type="checkbox"/>		
MAINTENANCE	KEEP DRAINS CLEAN	<input type="checkbox"/>	KEEP WATERWAYS CLEAN	<input type="checkbox"/>		
	SPOT REPAIR UNTIL REROOF	<input type="checkbox"/>	TRIM TREES	<input type="checkbox"/>		
	CLEAR ROOF OF DEBRIS	<input type="checkbox"/>	HVAC REPAIR NEEDED	<input type="checkbox"/>		
	HAZMAT SUSPECTED	<input type="checkbox"/>	KEEP SS GUTTERS CLEAR	<input checked="" type="checkbox"/>		
LEAKS	EVIDENCE OF LEAKS	<input type="checkbox"/>	YES	<input checked="" type="checkbox"/>	NO	<input type="checkbox"/>

ROOF CONDITION - OVERALL SYSTEM RATING	
VERY POOR	REPLACE OR COAT IMMEDIATELY - SPOT REPAIRS ONLY <input type="checkbox"/>
POOR	REPLACE OR COAT IN 1-2 YEARS - SPOT REPAIRS ONLY <input type="checkbox"/>
FAIR	REPLACE OR COAT IN 3-5 YEARS <input checked="" type="checkbox"/>
MARGINAL	REPLACE OR COAT IN 5-10 YEARS <input type="checkbox"/>
GOOD	REPLACE OR COAT IN 10-15 YEARS <input type="checkbox"/>
EXCELLENT	ONLY IF ROOF IS LESS THAN 5 YEARS OLD <input type="checkbox"/>

ADDITIONAL NOTES
 ROOF IS AGING NORMALLY WITH FIRST SIGNS OF RIDGING AND CRAZE CRACKING. MANAGE CLOSELY TO OBTAIN ANOTHER FIVE YEARS OF LIFE.

BUDGET ESTIMATES	
IMMEDIATE REPAIRS AS RECOMMENDED	\$0.00
YEARLY PREVENTIVE MAINTENANCE	\$1,500.00
ROOF RECOATING	\$280,000.00
ROOF REPLACEMENT	\$133,500.00

An aerial view of the building.



An overview photo from the roof level.



The photo below shows the metal roof in good shape.



The photo below shows some ridging and normal wear for a roof of this age.





BUILDING INFORMATION	
FACILITY	Evergreen Valley HS
DATE	October 27, 2014
BUILDING	F Theater
ROOF SQ FT	5,400

ROOF CONSTRUCTION										
ROOF AGE	2003	<input checked="" type="checkbox"/>	0-5 YEARS	<input type="checkbox"/>	5-10 YEARS	<input type="checkbox"/>	10-15 YEARS	<input type="checkbox"/>	15+ YEARS	<input type="checkbox"/>
DECK TYPE	METAL	<input checked="" type="checkbox"/>	PLYWOOD	<input type="checkbox"/>	PLANK	<input type="checkbox"/>	CONCRETE	<input type="checkbox"/>	LW CONCRETE	<input type="checkbox"/>
INSULATION	NONE	<input type="checkbox"/>	ISO	<input checked="" type="checkbox"/>	FIBER	<input type="checkbox"/>	PERLITE	<input type="checkbox"/>	STYRO	<input type="checkbox"/>
INSUL THICK	1 INCH	<input type="checkbox"/>	2 INCH	<input type="checkbox"/>	3 INCH PLUS	<input checked="" type="checkbox"/>	4 INCH	<input type="checkbox"/>	TAPERED	<input type="checkbox"/>
MEMBRANE	METAL SS	<input checked="" type="checkbox"/>	SINGLE PLY	<input type="checkbox"/>	BUR	<input checked="" type="checkbox"/>	MOD BIT	<input type="checkbox"/>	TWO SYSTEMS	<input checked="" type="checkbox"/>
MEM SURFACE	COATING	<input type="checkbox"/>	MS CAP	<input checked="" type="checkbox"/>	GRAVEL	<input type="checkbox"/>	SMOOTH	<input type="checkbox"/>	GRANULE	<input type="checkbox"/>
FLASHINGS	CAPSHEET	<input checked="" type="checkbox"/>	HYPALON	<input type="checkbox"/>		<input type="checkbox"/>		<input type="checkbox"/>		<input type="checkbox"/>
DRAINAGE	JOSAM	<input checked="" type="checkbox"/>	SCUPPERS	<input type="checkbox"/>	GUTTERS	<input checked="" type="checkbox"/>	OVER EDGE	<input type="checkbox"/>		<input type="checkbox"/>
SLOPE	SLIGHT	<input checked="" type="checkbox"/>	1:12	<input type="checkbox"/>	2:12	<input type="checkbox"/>	3:12	<input type="checkbox"/>	6:12	<input type="checkbox"/>

ROOF CONDITION - RATINGS (1-10) and RECOMMENDATIONS				#		
FIELD	REPAIRS NEEDED	<input type="checkbox"/>		RATING	2	
	RESEAL SEAMS	<input type="checkbox"/>	EXCESSIVE BLISTERS or RIDGING	<input checked="" type="checkbox"/>	SS RATING	8
	CLEAR ROOF OF DEBRIS	<input type="checkbox"/>	DECK REPAIR NEEDED	<input type="checkbox"/>		
	DECK REPAIR SUSPECTED	<input type="checkbox"/>	RESEAL/RPLACE FASTENERS	<input type="checkbox"/>		
	CRAZE CRACKING	<input checked="" type="checkbox"/>	BRITTLE MEMBRANE	<input checked="" type="checkbox"/>		
	EXCESSIVE WEAR	<input checked="" type="checkbox"/>	MEMBRANE FIBERS EXPOSED	<input type="checkbox"/>		
PITCH/POND	REPAIRS NEEDED	<input type="checkbox"/>			RATING	4
	FILL PONDING AREAS	<input type="checkbox"/>	FIX DECK DEFLECTION	<input type="checkbox"/>		
	SOME PONDING	<input checked="" type="checkbox"/>	EXCESSIVE PONDING	<input type="checkbox"/>		
		<input type="checkbox"/>		<input type="checkbox"/>		
FLASHING	REPAIRS NEEDED	<input type="checkbox"/>			RATING	2
	RESEAL/REPAIR ALL	<input type="checkbox"/>	RESEAL/REPAIR SELECT	<input type="checkbox"/>	SS RATING	8
	RESEAL/RECOAT AC DUCT	<input checked="" type="checkbox"/>	RESEAL/RECOAT WALL	<input type="checkbox"/>		
	RESEAL WALL FLASHING	<input type="checkbox"/>		<input type="checkbox"/>		
DRAINAGE	REPAIRS NEEDED	<input type="checkbox"/>			RATING	4
	ADD/ENHANCE CRICKETS	<input type="checkbox"/>	ADD/ENHANCE OVERFLOW	<input type="checkbox"/>		
	CLEAR DRAINS	<input type="checkbox"/>	ADD GUTTER	<input type="checkbox"/>		
	GUTTER REPAIR NEEDED	<input type="checkbox"/>	GUTTER COATING NEEDED	<input type="checkbox"/>		
PENETRATION	REPAIRS NEEDED	<input type="checkbox"/>			RATING	4
	RESEAL/REPAIR ALL	<input type="checkbox"/>	RESEAL/REPAIR SELECT	<input type="checkbox"/>		
	REPLACE SKYLIGHT	<input type="checkbox"/>	RAISE HEIGHT WHEN POSSIBLE	<input type="checkbox"/>		
		<input type="checkbox"/>		<input type="checkbox"/>		
ADDITIONAL	ACTION NEEDED	<input type="checkbox"/>				
	IMPROVE ROOF ACCESS	<input type="checkbox"/>	ADD EXTERNAL LADDER	<input type="checkbox"/>		
	REMOVE DEAD EQUIPMENT	<input type="checkbox"/>		<input type="checkbox"/>		
MAINTENANCE	KEEP DRAINS CLEAN	<input type="checkbox"/>	KEEP WATERWAYS CLEAN	<input type="checkbox"/>		
	SPOT REPAIR UNTIL REROOF	<input checked="" type="checkbox"/>	TRIM TREES	<input type="checkbox"/>		
	CLEAR ROOF OF DEBRIS	<input type="checkbox"/>	HVAC REPAIR NEEDED	<input type="checkbox"/>		
	HAZMAT SUSPECTED	<input type="checkbox"/>	KEEP SS GUTTERS CLEAR	<input checked="" type="checkbox"/>		
LEAKS	EVIDENCE OF LEAKS	<input type="checkbox"/>	YES	<input checked="" type="checkbox"/>	NO	<input type="checkbox"/>

ROOF CONDITION - OVERALL SYSTEM RATING	
VERY POOR	REPLACE OR COAT IMMEDIATELY - SPOT REPAIRS ONLY <input checked="" type="checkbox"/>
POOR	REPLACE OR COAT IN 1-2 YEARS - SPOT REPAIRS ONLY <input type="checkbox"/>
FAIR	REPLACE OR COAT IN 3-5 YEARS <input type="checkbox"/>
MARGINAL	REPLACE OR COAT IN 5-10 YEARS <input type="checkbox"/>
GOOD	REPLACE OR COAT IN 10-15 YEARS <input type="checkbox"/>
EXCELLENT	ONLY IF ROOF IS LESS THAN 5 YEARS OLD <input type="checkbox"/>

ADDITIONAL NOTES
 IN SURPRISINGLY BAD CONDITION. BRITTLE, RIDGING AND BLISTERING - A BAD COMBINATION THAT EASILY LEADS TO A LEAKING ROOF - AND THIS ROOF IS LEAKING. WE SHOULD ATTEMPT A MANUFACTURERS WARRANTY REPAIR ON THIS FIRST.

BUDGET ESTIMATES	
IMMEDIATE REPAIRS AS RECOMMENDED	\$0.00
YEARLY PREVENTIVE MAINENANCE	\$1,500.00
ROOF RECOATING	\$280,000.00
ROOF REPLACEMENT	\$108,000.00

An aerial view of the building.




An overview photo from the roof level.



The photo below shows open holes in the AC ducts.



The photo below shows open holes and excessive ridging in the membrane.





BUILDING INFORMATION	
FACILITY	Evergreen Valley HS
DATE	October 27, 2014
BUILDING	G Gymnasium
ROOF SQ FT	2,900

ROOF CONSTRUCTION										
ROOF AGE	2003	<input checked="" type="checkbox"/>	0-5 YEARS	<input type="checkbox"/>	5-10 YEARS	<input type="checkbox"/>	10-15 YEARS	<input type="checkbox"/>	15+ YEARS	<input type="checkbox"/>
DECK TYPE	METAL	<input checked="" type="checkbox"/>	PLYWOOD	<input type="checkbox"/>	PLANK	<input type="checkbox"/>	CONCRETE	<input type="checkbox"/>	LW CONCRETE	<input type="checkbox"/>
INSULATION	NONE	<input type="checkbox"/>	ISO	<input checked="" type="checkbox"/>	FIBER	<input type="checkbox"/>	PERLITE	<input type="checkbox"/>	STYRO	<input type="checkbox"/>
INSUL THICK	1 INCH	<input type="checkbox"/>	2 INCH	<input type="checkbox"/>	3 INCH PLUS	<input checked="" type="checkbox"/>	4 INCH	<input type="checkbox"/>	TAPERED	<input type="checkbox"/>
MEMBRANE	METAL SS	<input checked="" type="checkbox"/>	SINGLE PLY	<input type="checkbox"/>	BUR	<input checked="" type="checkbox"/>	MOD BIT	<input type="checkbox"/>	TWO SYSTEMS	<input checked="" type="checkbox"/>
MEM SURFACE	COATING	<input type="checkbox"/>	MS CAP	<input checked="" type="checkbox"/>	GRAVEL	<input type="checkbox"/>	SMOOTH	<input type="checkbox"/>	GRANULE	<input type="checkbox"/>
FLASHINGS	CAPSHEET	<input checked="" type="checkbox"/>	HYPALON	<input type="checkbox"/>		<input type="checkbox"/>		<input type="checkbox"/>		<input type="checkbox"/>
DRAINAGE	JOSAM	<input checked="" type="checkbox"/>	SCUPPERS	<input type="checkbox"/>	GUTTERS	<input checked="" type="checkbox"/>	OVER EDGE	<input type="checkbox"/>		<input type="checkbox"/>
SLOPE	SLIGHT	<input checked="" type="checkbox"/>	1:12	<input type="checkbox"/>	2:12	<input type="checkbox"/>	3:12	<input type="checkbox"/>	6:12	<input type="checkbox"/>


ROOF CONDITION - RATINGS (1-10) and RECOMMENDATIONS				#		
FIELD	REPAIRS NEEDED	<input type="checkbox"/>		RATING	3	
	RESEAL SEAMS	<input type="checkbox"/>	DEEP RIDGING	<input checked="" type="checkbox"/>	SS RATING	8
	CLEAR ROOF OF DEBRIS	<input type="checkbox"/>	DECK REPAIR NEEDED	<input type="checkbox"/>		
	DECK REPAIR SUSPECTED	<input type="checkbox"/>	RESEAL/RPLACE FASTENERS	<input type="checkbox"/>		
	CRAZE CRACKING	<input checked="" type="checkbox"/>	BRITTLE MEMBRANE	<input checked="" type="checkbox"/>		
	EXCESSIVE WEAR	<input checked="" type="checkbox"/>	MEMBRANE FIBERS EXPOSED	<input type="checkbox"/>		
PITCH/POND	REPAIRS NEEDED	<input type="checkbox"/>		RATING	4	
	FILL PONDING AREAS	<input type="checkbox"/>	FIX DECK DEFLECTION	<input type="checkbox"/>		
	SOME PONDING	<input checked="" type="checkbox"/>	EXCESSIVE PONDING	<input type="checkbox"/>		
		<input type="checkbox"/>		<input type="checkbox"/>		
FLASHING	REPAIRS NEEDED	<input type="checkbox"/>		RATING	4	
	RESEAL/REPAIR ALL	<input type="checkbox"/>	RESEAL/REPAIR SELECT	<input type="checkbox"/>	SS RATING	8
	RESEAL/RECOAT AC DUCT	<input type="checkbox"/>	RESEAL/RECOAT WALL	<input type="checkbox"/>		
	RESEAL WALL FLASHING	<input type="checkbox"/>		<input type="checkbox"/>		
DRAINAGE	REPAIRS NEEDED	<input type="checkbox"/>		RATING	4	
	ADD/ENHANCE CRICKETS	<input type="checkbox"/>	ADD/ENHANCE OVERFLOW	<input type="checkbox"/>		
	CLEAR DRAINS	<input type="checkbox"/>	ADD GUTTER	<input type="checkbox"/>		
	GUTTER REPAIR NEEDED	<input type="checkbox"/>	GUTTER COATING NEEDED	<input type="checkbox"/>		
PENETRATION	REPAIRS NEEDED	<input checked="" type="checkbox"/>		RATING	4	
	RESEAL/REPAIR ALL	<input checked="" type="checkbox"/>	RESEAL/REPAIR SELECT	<input type="checkbox"/>		
	REPLACE SKYLIGHT	<input type="checkbox"/>	RAISE HEIGHT WHEN POSSIBLE	<input type="checkbox"/>		
		<input type="checkbox"/>		<input type="checkbox"/>		
ADDITIONAL	ACTION NEEDED	<input type="checkbox"/>				
	IMPROVE ROOF ACCESS	<input type="checkbox"/>	ADD EXTERNAL LADDER	<input type="checkbox"/>		
	REMOVE DEAD EQUIPMENT	<input type="checkbox"/>		<input type="checkbox"/>		
MAINTENANCE	KEEP DRAINS CLEAN	<input type="checkbox"/>	KEEP WATERWAYS CLEAN	<input type="checkbox"/>		
	SPOT REPAIR UNTIL REROOF	<input type="checkbox"/>	TRIM TREES	<input type="checkbox"/>		
	CLEAR ROOF OF DEBRIS	<input type="checkbox"/>	HVAC REPAIR NEEDED	<input type="checkbox"/>		
	HAZMAT SUSPECTED	<input type="checkbox"/>	KEEP SS GUTTERS CLEAR	<input checked="" type="checkbox"/>		
LEAKS	EVIDENCE OF LEAKS	<input type="checkbox"/>	YES	<input checked="" type="checkbox"/>	NO	<input type="checkbox"/>

ROOF CONDITION - OVERALL SYSTEM RATING	
VERY POOR	REPLACE OR COAT IMMEDIATELY - SPOT REPAIRS ONLY <input type="checkbox"/>
POOR	REPLACE OR COAT IN 1-2 YEARS - SPOT REPAIRS ONLY <input type="checkbox"/>
FAIR	REPLACE OR COAT IN 3-5 YEARS <input checked="" type="checkbox"/>
MARGINAL	REPLACE OR COAT IN 5-10 YEARS <input type="checkbox"/>
GOOD	REPLACE OR COAT IN 10-15 YEARS <input type="checkbox"/>
EXCELLENT	ONLY IF ROOF IS LESS THAN 5 YEARS OLD <input type="checkbox"/>

ADDITIONAL NOTES
 ROOF IS AGING POORLY WITH DEEP RIDGING AND HEAVY CRAZE CRACKING ESPECIALLY ON ALL THE BASE FLASHINGS. THE ROOF DOES LEAK BUT IT IS SUSPECTED TO BE A WINDOW OR EXTERIOR WINDOW BASE FLASHING BECAUSE THE LEAK IS AT THE EVE OR BASE OF A SECTION OF METAL STANDING SEAM ROOF.

BUDGET ESTIMATES	
IMMEDIATE REPAIRS AS RECOMMENDED	\$5,000.00
YEARLY PREVENTIVE MAINENANCE	\$1,500.00
ROOF RECOATING	\$345,000.00
ROOF REPLACEMENT	\$43,500.00

An aerial view of the building.



An overview photo from the roof level.



The photo below locates the internal leak and the suspected point of entry.



The photo below shows premature aging or wear on the base flashings.





BUILDING INFORMATION	
FACILITY	Evergreen Valley HS
DATE	October 27, 2014
BUILDING	H Swimming Pool Complex, Ticket Booth, Restroom Concessions
ROOF SQ FT	4,600

ROOF CONSTRUCTION										
ROOF AGE	2003	<input checked="" type="checkbox"/>	0-5 YEARS	<input type="checkbox"/>	5-10 YEARS	<input type="checkbox"/>	10-15 YEARS	<input type="checkbox"/>	15+ YEARS	<input type="checkbox"/>
DECK TYPE	METAL	<input checked="" type="checkbox"/>	PLYWOOD	<input type="checkbox"/>	PLANK	<input type="checkbox"/>	CONCRETE	<input type="checkbox"/>	LW CONCRETE	<input type="checkbox"/>
INSULATION	NONE	<input checked="" type="checkbox"/>	ISO	<input type="checkbox"/>	FIBER	<input type="checkbox"/>	PERLITE	<input type="checkbox"/>	STYRO	<input type="checkbox"/>
INSUL THICK	1 INCH	<input type="checkbox"/>	2 INCH	<input type="checkbox"/>	3 INCH PLUS	<input type="checkbox"/>	4 INCH	<input type="checkbox"/>	TAPERED	<input type="checkbox"/>
MEMBRANE	METAL SS	<input checked="" type="checkbox"/>	SINGLE PLY	<input type="checkbox"/>	BUR	<input type="checkbox"/>	MOD BIT	<input type="checkbox"/>	TWO SYSTEMS	<input type="checkbox"/>
MEM SURFACE	COATING	<input type="checkbox"/>	MS CAP	<input type="checkbox"/>	GRAVEL	<input type="checkbox"/>	SMOOTH	<input type="checkbox"/>	GRANULE	<input type="checkbox"/>
FLASHINGS	CAPSHEET	<input type="checkbox"/>	HYPALON	<input type="checkbox"/>		<input type="checkbox"/>		<input type="checkbox"/>		<input type="checkbox"/>
DRAINAGE	JOSAM	<input type="checkbox"/>	SCUPPERS	<input type="checkbox"/>	GUTTERS	<input checked="" type="checkbox"/>	OVER EDGE	<input type="checkbox"/>		<input type="checkbox"/>
SLOPE	MULTI	<input checked="" type="checkbox"/>	1:12	<input type="checkbox"/>	2:12	<input type="checkbox"/>	3:12	<input type="checkbox"/>	6:12	<input type="checkbox"/>

ROOF CONDITION - RATINGS (1-10) and RECOMMENDATIONS				#
FIELD	REPAIRS NEEDED	<input type="checkbox"/>		RATING 8
	RESEAL SEAMS	<input type="checkbox"/>	DEEP RIDGING	<input type="checkbox"/>
	CLEAR ROOF OF DEBRIS	<input type="checkbox"/>	DECK REPAIR NEEDED	<input type="checkbox"/>
	DECK REPAIR SUSPECTED	<input type="checkbox"/>	RESEAL/RPLACE FASTENERS	<input type="checkbox"/>
	CRAZE CRACKING	<input type="checkbox"/>	BRITTLE MEMBRANE	<input type="checkbox"/>
	EXCESSIVE WEAR	<input type="checkbox"/>	MEMBRANE FIBERS EXPOSED	<input type="checkbox"/>
PITCH/POND	REPAIRS NEEDED	<input type="checkbox"/>		RATING 8
	FILL PONDING AREAS	<input type="checkbox"/>	FIX DECK DEFLECTION	<input type="checkbox"/>
	SOME PONDING	<input type="checkbox"/>	EXCESSIVE PONDING	<input type="checkbox"/>
		<input type="checkbox"/>		<input type="checkbox"/>
FLASHING	REPAIRS NEEDED	<input type="checkbox"/>		RATING 8
	RESEAL/REPAIR ALL	<input type="checkbox"/>	RESEAL/REPAIR SELECT	<input type="checkbox"/>
	RESEAL/RECOAT AC DUCT	<input type="checkbox"/>	RESEAL/RECOAT WALL	<input type="checkbox"/>
	RESEAL WALL FLASHING	<input type="checkbox"/>		<input type="checkbox"/>
DRAINAGE	REPAIRS NEEDED	<input type="checkbox"/>		RATING 8
	ADD/ENHANCE CRICKETS	<input type="checkbox"/>	ADD/ENHANCE OVERFLOW	<input type="checkbox"/>
	CLEAR DRAINS	<input type="checkbox"/>	ADD GUTTER	<input type="checkbox"/>
	GUTTER REPAIR NEEDED	<input type="checkbox"/>	GUTTER COATING NEEDED	<input type="checkbox"/>
PENETRATION	REPAIRS NEEDED	<input type="checkbox"/>		RATING -
	RESEAL/REPAIR ALL	<input type="checkbox"/>	RESEAL/REPAIR SELECT	<input type="checkbox"/>
	REPLACE SKYLIGHT	<input type="checkbox"/>	RAISE HEIGHT WHEN POSSIBLE	<input type="checkbox"/>
		<input type="checkbox"/>		<input type="checkbox"/>
ADDITIONAL	ACTION NEEDED	<input type="checkbox"/>		
	IMPROVE ROOF ACCESS	<input type="checkbox"/>	ADD EXTERNAL LADDER	<input type="checkbox"/>
	REMOVE DEAD EQUIPMENT	<input type="checkbox"/>		<input type="checkbox"/>
MAINTENANCE	KEEP DRAINS CLEAN	<input type="checkbox"/>	KEEP WATERWAYS CLEAN	<input type="checkbox"/>
	SPOT REPAIR UNTIL REROOF	<input type="checkbox"/>	TRIM TREES	<input type="checkbox"/>
	CLEAR ROOF OF DEBRIS	<input type="checkbox"/>	HVAC REPAIR NEEDED	<input type="checkbox"/>
	HAZMAT SUSPECTED	<input type="checkbox"/>	KEEP SS GUTTERS CLEAR	<input checked="" type="checkbox"/>
LEAKS	EVIDENCE OF LEAKS	<input type="checkbox"/>	YES	<input type="checkbox"/>
			NO	<input checked="" type="checkbox"/>

ROOF CONDITION - OVERALL SYSTEM RATING	
VERY POOR	REPLACE OR COAT IMMEDIATELY - SPOT REPAIRS ONLY <input type="checkbox"/>
POOR	REPLACE OR COAT IN 1-2 YEARS - SPOT REPAIRS ONLY <input type="checkbox"/>
FAIR	REPLACE OR COAT IN 3-5 YEARS <input type="checkbox"/>
MARGINAL	REPLACE OR COAT IN 5-10 YEARS <input checked="" type="checkbox"/>
GOOD	REPLACE OR COAT IN 10-15 YEARS <input type="checkbox"/>
EXCELLENT	ONLY IF ROOF IS LESS THAN 5 YEARS OLD <input type="checkbox"/>

ADDITIONAL NOTES
 ALL OF THE METAL ROOFS ON CAMPUS LOOK GOOD. KEEP A CLOSE EYE ON THE FIRST SIGNS OF RUST. IT IS ESTIMATED THAT THEY SHOULD BE RECOATED AT THE TWENTY YEAR MARK - BUT MAY LAST LONGER.

BUDGET ESTIMATES	
IMMEDIATE REPAIRS AS RECOMMENDED	\$0.00
YEARLY PREVENTIVE MAINENANCE	\$1,500.00
ROOF RECOATING	\$46,000.00
ROOF REPLACEMENT	\$0.00

An aerial view of the building.



An overview photo from the roof level - Swimming Pool Complex.



Another overview photo from the roof level - Ticket Booth.



Another overview photo from the roof level - Restroom Concessions.





BUILDING INFORMATION	
FACILITY	Evergreen Valley HS
DATE	October 27, 2014
BUILDING	P Science
ROOF SQ FT	7,800

ROOF CONSTRUCTION										
ROOF AGE	2006	<input checked="" type="checkbox"/>	0-5 YEARS	<input type="checkbox"/>	5-10 YEARS	<input type="checkbox"/>	10-15 YEARS	<input type="checkbox"/>	15+ YEARS	<input type="checkbox"/>
DECK TYPE	METAL	<input checked="" type="checkbox"/>	PLYWOOD	<input type="checkbox"/>	PLANK	<input type="checkbox"/>	CONCRETE	<input type="checkbox"/>	LW CONCRETE	<input type="checkbox"/>
INSULATION	NONE	<input type="checkbox"/>	ISO	<input checked="" type="checkbox"/>	FIBER	<input type="checkbox"/>	PERLITE	<input type="checkbox"/>	STYRO	<input type="checkbox"/>
INSUL THICK	1 INCH	<input type="checkbox"/>	2 INCH	<input type="checkbox"/>	3 INCH PLUS	<input checked="" type="checkbox"/>	4 INCH	<input type="checkbox"/>	TAPERED	<input type="checkbox"/>
MEMBRANE	METAL SS	<input checked="" type="checkbox"/>	SINGLE PLY	<input type="checkbox"/>	BUR	<input checked="" type="checkbox"/>	MOD BIT	<input type="checkbox"/>	TWO SYSTEMS	<input checked="" type="checkbox"/>
MEM SURFACE	COATING	<input type="checkbox"/>	MS CAP	<input checked="" type="checkbox"/>	GRAVEL	<input type="checkbox"/>	SMOOTH	<input type="checkbox"/>	GRANULE	<input type="checkbox"/>
FLASHINGS	CAPSHEET	<input checked="" type="checkbox"/>	HYPALON	<input type="checkbox"/>		<input type="checkbox"/>		<input type="checkbox"/>		<input type="checkbox"/>
DRAINAGE	JOSAM	<input checked="" type="checkbox"/>	SCUPPERS	<input type="checkbox"/>	GUTTERS	<input checked="" type="checkbox"/>	OVER EDGE	<input type="checkbox"/>		<input type="checkbox"/>
SLOPE	SLIGHT	<input checked="" type="checkbox"/>	1:12	<input type="checkbox"/>	2:12	<input type="checkbox"/>	3:12	<input type="checkbox"/>	6:12	<input type="checkbox"/>

ROOF CONDITION - RATINGS (1-10) and RECOMMENDATIONS					#	
FIELD	REPAIRS NEEDED	<input type="checkbox"/>		RATING	4	
	RESEAL SEAMS	<input type="checkbox"/>	RIDGING	<input checked="" type="checkbox"/>	SS RATING	8
	CLEAR ROOF OF DEBRIS	<input type="checkbox"/>	DECK REPAIR NEEDED	<input type="checkbox"/>		
	DECK REPAIR SUSPECTED	<input type="checkbox"/>	RESEAL/RPLACE FASTENERS	<input type="checkbox"/>		
	CRAZE CRACKING	<input checked="" type="checkbox"/>	BRITTLE MEMBRANE	<input type="checkbox"/>		
	EXCESSIVE WEAR	<input type="checkbox"/>	MEMBRANE FIBERS EXPOSED	<input type="checkbox"/>		
PITCH/POND	REPAIRS NEEDED	<input type="checkbox"/>		RATING	4	
	FILL PONDING AREAS	<input type="checkbox"/>	FIX DECK DEFLECTION	<input type="checkbox"/>		
	SOME PONDING	<input checked="" type="checkbox"/>	EXCESSIVE PONDING	<input type="checkbox"/>		
		<input type="checkbox"/>		<input type="checkbox"/>		
FLASHING	REPAIRS NEEDED	<input type="checkbox"/>		RATING	4	
	RESEAL/REPAIR ALL	<input type="checkbox"/>	RESEAL/REPAIR SELECT	<input type="checkbox"/>	SS RATING	8
	RESEAL/RECOAT AC DUCT	<input type="checkbox"/>	RESEAL/RECOAT WALL	<input type="checkbox"/>		
	RESEAL WALL FLASHING	<input type="checkbox"/>		<input type="checkbox"/>		
DRAINAGE	REPAIRS NEEDED	<input type="checkbox"/>		RATING	4	
	ADD/ENHANCE CRICKETS	<input checked="" type="checkbox"/>	ADD/ENHANCE OVERFLOW	<input type="checkbox"/>		
	CLEAR DRAINS	<input type="checkbox"/>	ADD GUTTER	<input type="checkbox"/>		
	GUTTER REPAIR NEEDED	<input type="checkbox"/>	GUTTER COATING NEEDED	<input type="checkbox"/>		
PENETRATION	REPAIRS NEEDED	<input checked="" type="checkbox"/>		RATING	4	
	RESEAL/REPAIR ALL	<input type="checkbox"/>	RESEAL/REPAIR SELECT	<input checked="" type="checkbox"/>		
	REPLACE SKYLIGHT	<input type="checkbox"/>	RAISE HEIGHT WHEN POSSIBLE	<input type="checkbox"/>		
		<input type="checkbox"/>		<input type="checkbox"/>		
ADDITIONAL	ACTION NEEDED	<input type="checkbox"/>				
	IMPROVE ROOF ACCESS	<input type="checkbox"/>	ADD EXTERNAL LADDER	<input type="checkbox"/>		
	REMOVE DEAD EQUIPMENT	<input type="checkbox"/>		<input type="checkbox"/>		
MAINTENANCE	KEEP DRAINS CLEAN	<input type="checkbox"/>	KEEP WATERWAYS CLEAN	<input type="checkbox"/>		
	SPOT REPAIR UNTIL REROOF	<input type="checkbox"/>	TRIM TREES	<input type="checkbox"/>		
	CLEAR ROOF OF DEBRIS	<input type="checkbox"/>	HVAC REPAIR NEEDED	<input type="checkbox"/>		
	HAZMAT SUSPECTED	<input type="checkbox"/>	KEEP SS GUTTERS CLEAR	<input checked="" type="checkbox"/>		
LEAKS	EVIDENCE OF LEAKS	<input type="checkbox"/>	YES	<input type="checkbox"/>	NO	<input checked="" type="checkbox"/>

ROOF CONDITION - OVERALL SYSTEM RATING	
VERY POOR	REPLACE OR COAT IMMEDIATELY - SPOT REPAIRS ONLY <input type="checkbox"/>
POOR	REPLACE OR COAT IN 1-2 YEARS - SPOT REPAIRS ONLY <input type="checkbox"/>
FAIR	REPLACE OR COAT IN 3-5 YEARS <input checked="" type="checkbox"/>
MARGINAL	REPLACE OR COAT IN 5-10 YEARS <input type="checkbox"/>
GOOD	REPLACE OR COAT IN 10-15 YEARS <input type="checkbox"/>
EXCELLENT	ONLY IF ROOF IS LESS THAN 5 YEARS OLD <input type="checkbox"/>

ADDITIONAL NOTES
 ROOF IS AGING POORLY WITH RIDGING, CRAZE CRACKING, AND MANY EXISTING REPAIRS. REPAIR FAILING PATCHES AND MANAGE CLOSELY TO SQUEEZE ANOTHER THREE TO FIVE YEARS OUT OF THIS ROOF.

BUDGET ESTIMATES	
IMMEDIATE REPAIRS AS RECOMMENDED	\$5,000.00
YEARLY PREVENTIVE MAINENANCE	\$1,500.00
ROOF RECOATING	\$85,000.00
ROOF REPLACEMENT	\$117,000.00

An aerial view of the building.



An overview photo from the roof level.



The photo below shows ridging in the membrane.



The photo below shows some penetrations need to be resealed.





BUILDING INFORMATION	
FACILITY	Evergreen Valley HS
DATE	October 27, 2014
BUILDING	Portables P1-P12
ROOF SQ FT	14,000

ROOF CONSTRUCTION										
ROOF AGE	2003	<input checked="" type="checkbox"/>	0-5 YEARS	<input type="checkbox"/>	5-10 YEARS	<input type="checkbox"/>	10-15 YEARS	<input type="checkbox"/>	15+ YEARS	<input type="checkbox"/>
DECK TYPE	METAL	<input type="checkbox"/>	PLYWOOD	<input checked="" type="checkbox"/>	PLANK	<input type="checkbox"/>	CONCRETE	<input type="checkbox"/>	LW CONCRETE	<input type="checkbox"/>
INSULATION	NONE	<input checked="" type="checkbox"/>	ISO	<input type="checkbox"/>	FIBER	<input type="checkbox"/>	PERLITE	<input type="checkbox"/>	STYRO	<input type="checkbox"/>
INSUL THICK	1 INCH	<input type="checkbox"/>	2 INCH	<input type="checkbox"/>	3 INCH PLUS	<input type="checkbox"/>	4 INCH	<input type="checkbox"/>	TAPERED	<input type="checkbox"/>
MEMBRANE	METAL SS	<input checked="" type="checkbox"/>	SINGLE PLY	<input type="checkbox"/>	BUR	<input type="checkbox"/>	MOD BIT	<input type="checkbox"/>	TWO SYSTEMS	<input type="checkbox"/>
MEM SURFACE	COATING	<input type="checkbox"/>	MS CAP	<input type="checkbox"/>	GRAVEL	<input type="checkbox"/>	SMOOTH	<input type="checkbox"/>	GRANULE	<input type="checkbox"/>
FLASHINGS	CAPSHEET	<input type="checkbox"/>	HYPALON	<input type="checkbox"/>		<input type="checkbox"/>		<input type="checkbox"/>		<input type="checkbox"/>
DRAINAGE	JOSAM	<input type="checkbox"/>	SCUPPERS	<input type="checkbox"/>	GUTTERS	<input checked="" type="checkbox"/>	OVER EDGE	<input type="checkbox"/>		<input type="checkbox"/>
SLOPE	SLIGHT	<input checked="" type="checkbox"/>	1:12	<input type="checkbox"/>	2:12	<input type="checkbox"/>	3:12	<input type="checkbox"/>	6:12	<input type="checkbox"/>

ROOF CONDITION - RATINGS (1-10) and RECOMMENDATIONS					#
FIELD	REPAIRS NEEDED	<input type="checkbox"/>		RATING	5
	RESEAL SEAMS	<input type="checkbox"/>	SOME RIDGING	<input type="checkbox"/>	
	CLEAR ROOF OF DEBRIS	<input type="checkbox"/>	DECK REPAIR NEEDED	<input type="checkbox"/>	
	DECK REPAIR SUSPECTED	<input type="checkbox"/>	RESEAL/RPLACE FASTENERS	<input type="checkbox"/>	
	CRAZE CRACKING	<input type="checkbox"/>	BRITTLE MEMBRANE	<input type="checkbox"/>	
	EXCESSIVE WEAR	<input type="checkbox"/>	MEMBRANE FIBERS EXPOSED	<input type="checkbox"/>	
PITCH/POND	REPAIRS NEEDED	<input type="checkbox"/>		RATING	5
	FILL PONDING AREAS	<input type="checkbox"/>	FIX DECK DEFLECTION	<input type="checkbox"/>	
	SOME PONDING	<input type="checkbox"/>	EXCESSIVE PONDING	<input type="checkbox"/>	
		<input type="checkbox"/>		<input type="checkbox"/>	
FLASHING	REPAIRS NEEDED	<input type="checkbox"/>		RATING	5
	RESEAL/REPAIR ALL	<input type="checkbox"/>	RESEAL/REPAIR SELECT	<input type="checkbox"/>	
	RESEAL/RECOAT AC DUCT	<input type="checkbox"/>	RESEAL/RECOAT WALL	<input type="checkbox"/>	
	RESEAL WALL FLASHING	<input type="checkbox"/>		<input type="checkbox"/>	
DRAINAGE	REPAIRS NEEDED	<input type="checkbox"/>		RATING	5
	ADD/ENHANCE CRICKETS	<input type="checkbox"/>	ADD/ENHANCE OVERFLOW	<input type="checkbox"/>	
	CLEAR DRAINS	<input type="checkbox"/>	ADD GUTTER	<input type="checkbox"/>	
	GUTTER REPAIR NEEDED	<input type="checkbox"/>	GUTTER COATING NEEDED	<input type="checkbox"/>	
PENETRATION	REPAIRS NEEDED	<input type="checkbox"/>		RATING	-
	RESEAL/REPAIR ALL	<input type="checkbox"/>	RESEAL/REPAIR SELECT	<input type="checkbox"/>	
	REPLACE SKYLIGHT	<input type="checkbox"/>	RAISE HEIGHT WHEN POSSIBLE	<input type="checkbox"/>	
		<input type="checkbox"/>		<input type="checkbox"/>	
ADDITIONAL	ACTION NEEDED	<input type="checkbox"/>			
	IMPROVE ROOF ACCESS	<input type="checkbox"/>	ADD EXTERNAL LADDER	<input type="checkbox"/>	
	REMOVE DEAD EQUIPMENT	<input type="checkbox"/>		<input type="checkbox"/>	
MAINTENANCE	KEEP DRAINS CLEAN	<input type="checkbox"/>	KEEP WATERWAYS CLEAN	<input type="checkbox"/>	
	SPOT REPAIR UNTIL REROOF	<input type="checkbox"/>	TRIM TREES	<input type="checkbox"/>	
	CLEAR ROOF OF DEBRIS	<input type="checkbox"/>	HVAC REPAIR NEEDED	<input type="checkbox"/>	
	HAZMAT SUSPECTED	<input type="checkbox"/>	KEEP SS GUTTERS CLEAR	<input checked="" type="checkbox"/>	
LEAKS	EVIDENCE OF LEAKS	<input type="checkbox"/>	YES	<input type="checkbox"/>	NO <input checked="" type="checkbox"/>

ROOF CONDITION - OVERALL SYSTEM RATING	
VERY POOR	REPLACE OR COAT IMMEDIATELY - SPOT REPAIRS ONLY <input type="checkbox"/>
POOR	REPLACE OR COAT IN 1-2 YEARS - SPOT REPAIRS ONLY <input type="checkbox"/>
FAIR	REPLACE OR COAT IN 3-5 YEARS <input type="checkbox"/>
MARGINAL	REPLACE OR COAT IN 5-10 YEARS <input checked="" type="checkbox"/>
GOOD	REPLACE OR COAT IN 10-15 YEARS <input type="checkbox"/>
EXCELLENT	ONLY IF ROOF IS LESS THAN 5 YEARS OLD <input type="checkbox"/>

ADDITIONAL NOTES
 THE METAL STANDING ROOFS LOOK GOOD WITH NO SIGNS OF RUST. MANAGE CLOSELY AND COAT AT FIRST SIGNS OF RUST.

BUDGET ESTIMATES	
IMMEDIATE REPAIRS AS RECOMMENDED	\$0.00
YEARLY PREVENTIVE MAINENANCE	\$500.00
ROOF RECOATING	\$140,000.00
ROOF REPLACEMENT	\$0.00

An aerial view of the building.



An overview photo from the ground level.



An overview photo from the roof level.



The photo below shows the surface and fastener sealant in good shape.





BUILDING INFORMATION	
FACILITY	Evergreen Valley HS
DATE	October 27, 2014
BUILDING	Press Box
ROOF SQ FT	1,000

ROOF CONSTRUCTION										
ROOF AGE	2003	<input checked="" type="checkbox"/>	0-5 YEARS	<input type="checkbox"/>	5-10 YEARS	<input type="checkbox"/>	10-15 YEARS	<input type="checkbox"/>	15+ YEARS	<input type="checkbox"/>
DECK TYPE	METAL	<input checked="" type="checkbox"/>	PLYWOOD	<input type="checkbox"/>	PLANK	<input type="checkbox"/>	CONCRETE	<input type="checkbox"/>	LW CONCRETE	<input type="checkbox"/>
INSULATION	NONE	<input checked="" type="checkbox"/>	ISO	<input type="checkbox"/>	FIBER	<input type="checkbox"/>	PERLITE	<input type="checkbox"/>	STYRO	<input type="checkbox"/>
INSUL THICK	1 INCH	<input type="checkbox"/>	2 INCH	<input type="checkbox"/>	3 INCH PLUS	<input type="checkbox"/>	4 INCH	<input type="checkbox"/>	TAPERED	<input type="checkbox"/>
MEMBRANE	METAL SS	<input checked="" type="checkbox"/>	SINGLE PLY	<input type="checkbox"/>	BUR	<input type="checkbox"/>	PTC	<input checked="" type="checkbox"/>	TWO SYSTEMS	<input checked="" type="checkbox"/>
MEM SURFACE	COATING	<input type="checkbox"/>	MS CAP	<input type="checkbox"/>	GRAVEL	<input type="checkbox"/>	SMOOTH	<input type="checkbox"/>	GRANULE	<input type="checkbox"/>
FLASHINGS	CAPSHEET	<input type="checkbox"/>	HYPALON	<input type="checkbox"/>		<input type="checkbox"/>		<input type="checkbox"/>		<input type="checkbox"/>
DRAINAGE	JOSAM	<input checked="" type="checkbox"/>	SCUPPERS	<input type="checkbox"/>	GUTTERS	<input checked="" type="checkbox"/>	OVER EDGE	<input type="checkbox"/>		<input type="checkbox"/>
SLOPE	MULTI	<input checked="" type="checkbox"/>	1:12	<input type="checkbox"/>	2:12	<input type="checkbox"/>	3:12	<input type="checkbox"/>	6:12	<input type="checkbox"/>


ROOF CONDITION - RATINGS (1-10) and RECOMMENDATIONS								#
FIELD	REPAIRS NEEDED	<input type="checkbox"/>					RATING	8
	RESEAL SEAMS	<input type="checkbox"/>		DEEP RIDGING	<input type="checkbox"/>		PTC RATING	8
	CLEAR ROOF OF DEBRIS	<input type="checkbox"/>		DECK REPAIR NEEDED	<input type="checkbox"/>			
	DECK REPAIR SUSPECTED	<input type="checkbox"/>		RESEAL/RPLACE FASTENERS	<input type="checkbox"/>			
	CRAZE CRACKING	<input type="checkbox"/>		BRITTLE MEMBRANE	<input type="checkbox"/>			
	EXCESSIVE WEAR	<input type="checkbox"/>		MEMBRANE FIBERS EXPOSED	<input type="checkbox"/>			
PITCH/POND	REPAIRS NEEDED	<input type="checkbox"/>					RATING	8
	FILL PONDING AREAS	<input type="checkbox"/>		FIX DECK DEFLECTION	<input type="checkbox"/>		PTC RATING	8
	SOME PONDING	<input type="checkbox"/>		EXCESSIVE PONDING	<input type="checkbox"/>			
		<input type="checkbox"/>			<input type="checkbox"/>			
FLASHING	REPAIRS NEEDED	<input type="checkbox"/>					RATING	8
	RESEAL/REPAIR ALL	<input type="checkbox"/>		RESEAL/REPAIR SELECT	<input type="checkbox"/>		PTC RATING	8
	RESEAL/RECOAT AC DUCT	<input type="checkbox"/>		RESEAL/RECOAT WALL	<input type="checkbox"/>			
	RESEAL WALL FLASHING	<input type="checkbox"/>			<input type="checkbox"/>			
DRAINAGE	REPAIRS NEEDED	<input type="checkbox"/>					RATING	8
	ADD/ENHANCE CRICKETS	<input type="checkbox"/>		ADD/ENHANCE OVERFLOW	<input type="checkbox"/>		PTC RATING	8
	CLEAR DRAINS	<input type="checkbox"/>		ADD GUTTER	<input type="checkbox"/>			
	GUTTER REPAIR NEEDED	<input type="checkbox"/>		GUTTER COATING NEEDED	<input type="checkbox"/>			
PENETRATION	REPAIRS NEEDED	<input type="checkbox"/>					RATING	-
	RESEAL/REPAIR ALL	<input type="checkbox"/>		RESEAL/REPAIR SELECT	<input type="checkbox"/>			
	REPLACE SKYLIGHT	<input type="checkbox"/>		RAISE HEIGHT WHEN POSSIBLE	<input type="checkbox"/>			
		<input type="checkbox"/>			<input type="checkbox"/>			
ADDITIONAL	ACTION NEEDED	<input type="checkbox"/>						
	IMPROVE ROOF ACCESS	<input type="checkbox"/>		ADD EXTERNAL LADDER	<input type="checkbox"/>			
	REMOVE DEAD EQUIPMENT	<input type="checkbox"/>			<input type="checkbox"/>			
MAINTENANCE	KEEP DRAINS CLEAN	<input type="checkbox"/>		KEEP WATERWAYS CLEAN	<input type="checkbox"/>			
	SPOT REPAIR UNTIL REROOF	<input type="checkbox"/>		TRIM TREES	<input type="checkbox"/>			
	CLEAR ROOF OF DEBRIS	<input type="checkbox"/>		HVAC REPAIR NEEDED	<input type="checkbox"/>			
	HAZMAT SUSPECTED	<input type="checkbox"/>		KEEP SS GUTTERS CLEAR	<input checked="" type="checkbox"/>			
LEAKS	EVIDENCE OF LEAKS	<input type="checkbox"/>	YES	<input type="checkbox"/>	NO	<input checked="" type="checkbox"/>		

ROOF CONDITION - OVERALL SYSTEM RATING		
VERY POOR	REPLACE OR COAT IMMEDIATELY - SPOT REPAIRS ONLY	<input type="checkbox"/>
POOR	REPLACE OR COAT IN 1-2 YEARS - SPOT REPAIRS ONLY	<input type="checkbox"/>
FAIR	REPLACE OR COAT IN 3-5 YEARS	<input type="checkbox"/>
MARGINAL	REPLACE OR COAT IN 5-10 YEARS	<input checked="" type="checkbox"/>
GOOD	REPLACE OR COAT IN 10-15 YEARS	<input type="checkbox"/>
EXCELLENT	ONLY IF ROOF IS LESS THAN 5 YEARS OLD	<input type="checkbox"/>

ADDITIONAL NOTES
 ALL OF THE METAL ROOFS ON CAMPUS LOOK GOOD. KEEP A CLOSE EYE ON THE FIRST SIGNS OF RUST. IT IS ESTIMATED THAT THEY SHOULD BE RECOATED AT THE TWENTY YEAR MARK - BUT MAY LAST LONGER.

BUDGET ESTIMATES	
IMMEDIATE REPAIRS AS RECOMMENDED	\$0.00
YEARLY PREVENTIVE MAINENANCE	\$500.00
ROOF RECOATING	\$10,000.00
ROOF REPLACEMENT	\$0.00

An aerial view of the building.



An overview photo from the roof level.



The photo below shows a close up of the metal standing seam roof in good shape.



The photo below shows the Pedestrian Traffic Coating (PTC) in good shape.

